

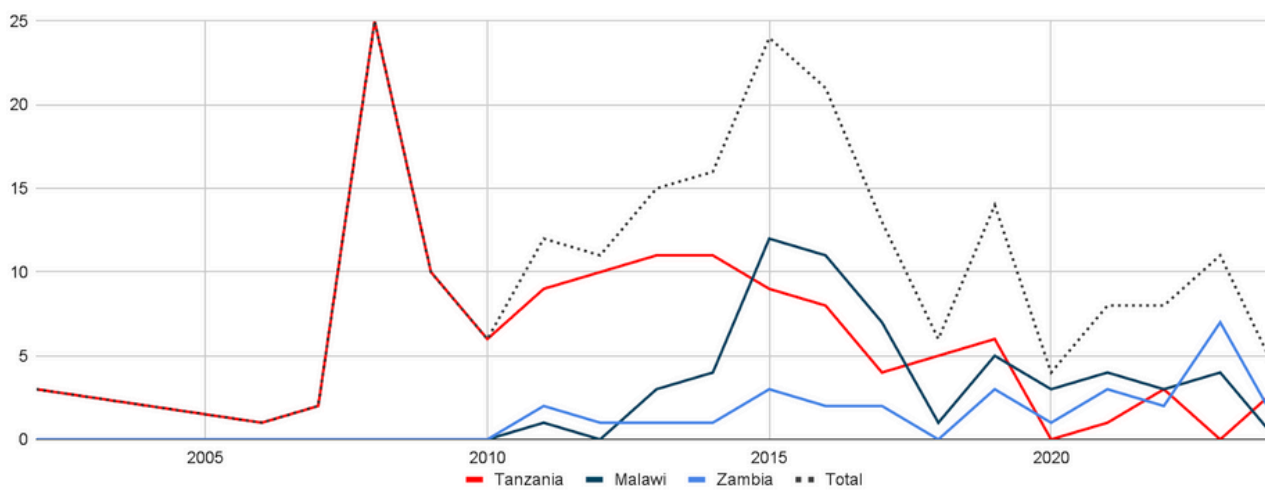
# Attacks on persons with albinism in Malawi, Tanzania and Zambia

This infographic represents the most valuable findings of our research on the tragic attacks on persons with albinism in Tanzania, Malawi and Zambia. The research project has been based on data gathered and provided by the Africa Albinism Network (hereinafter: AAN) and Under the Same Sun (hereinafter: UTSS) and includes data of reported attacks on persons with albinism between 2002 and 2024. A total of 265 cases have been analysed and all data has been handled with care and respect to ensure the privacy and anonymity of the victims. The research project was carried out by Criminology graduate students from the Vrije Universiteit Amsterdam.

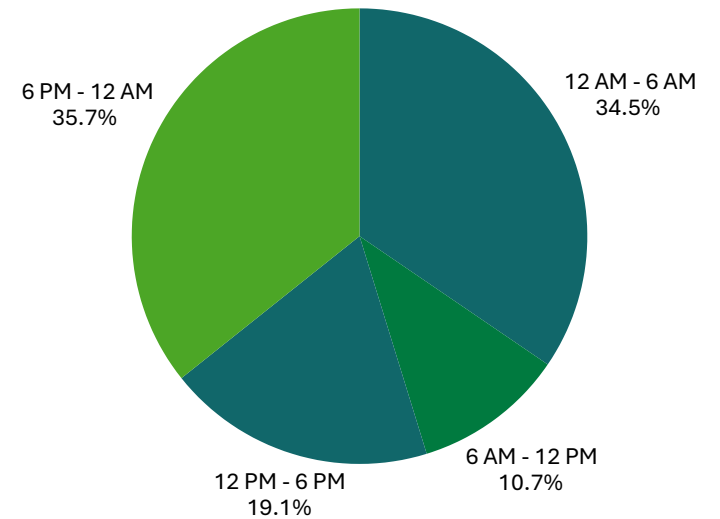
## Gender Distribution of Victims (N = 253)



## Reported attacks per country 2002-2024



## Time of the attack (N=84)



## Victim injuries in Tanzania, Malawi and Zambia

In 32.8% of the recorded and analysed attacks, victims were not physically injured. In a further 33.6% of cases, the presence or nature of injuries could not be determined. When injuries were documented, they varied widely, including mutilation, stab wounds, poisoning, and other forms of physical harm. Among the 89 cases with confirmed injury data, limb removal was reported in 62 instances (69.7%).

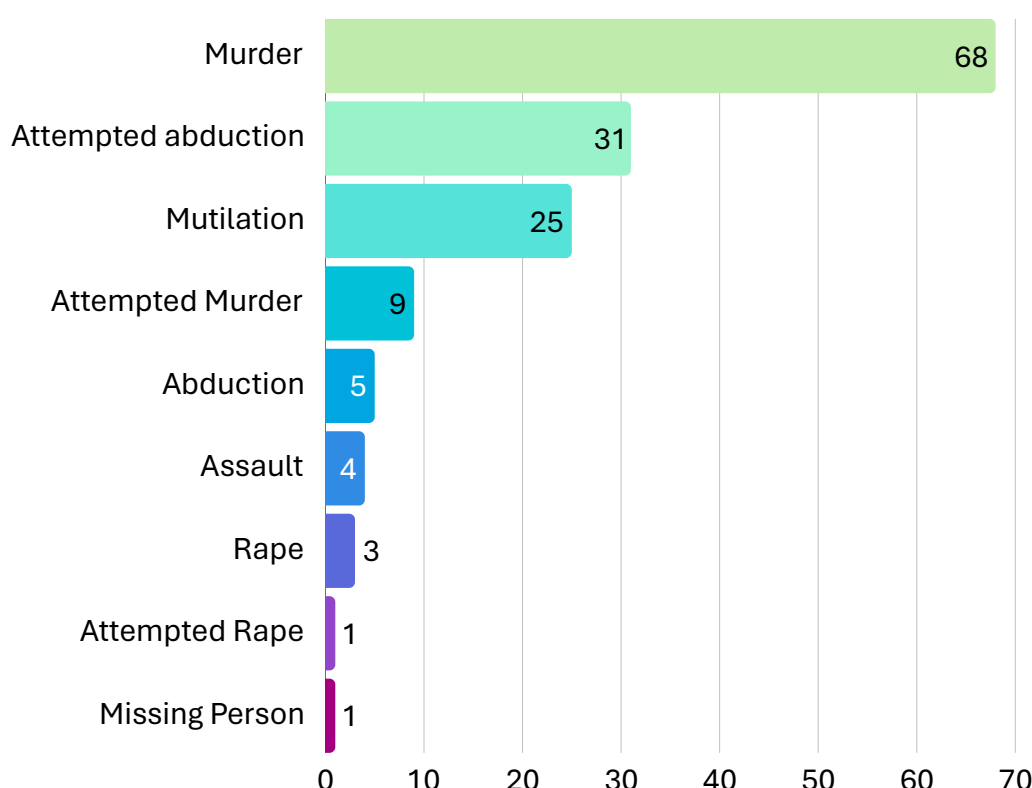
## Tanzania

In Tanzania 147 attacks on persons with albinism were reported to AAN and UTSS during the research period (2002 - 2008). There were 74 male victims and 73 female victims among the Tanzania research population. More than half (56.3%) of the victims were younger than 12 years old when the attack occurred.

## Number of attacks per region - Tanzania



## Number of attacks in Tanzania - categorised by type of attack



The map shown here depicts the geographical dispersion of the attacks which were reported in Tanzania (2002- 2024).

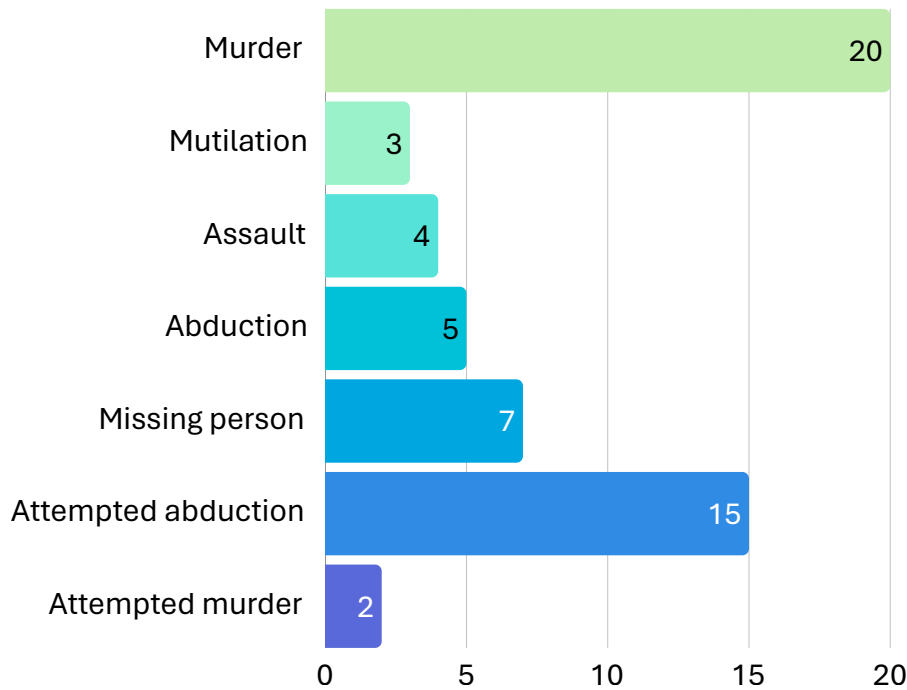
The darker the colour, the higher the number of attacks which were reported in this region.

# Attacks on persons with albinism in Malawi, Tanzania and Zambia

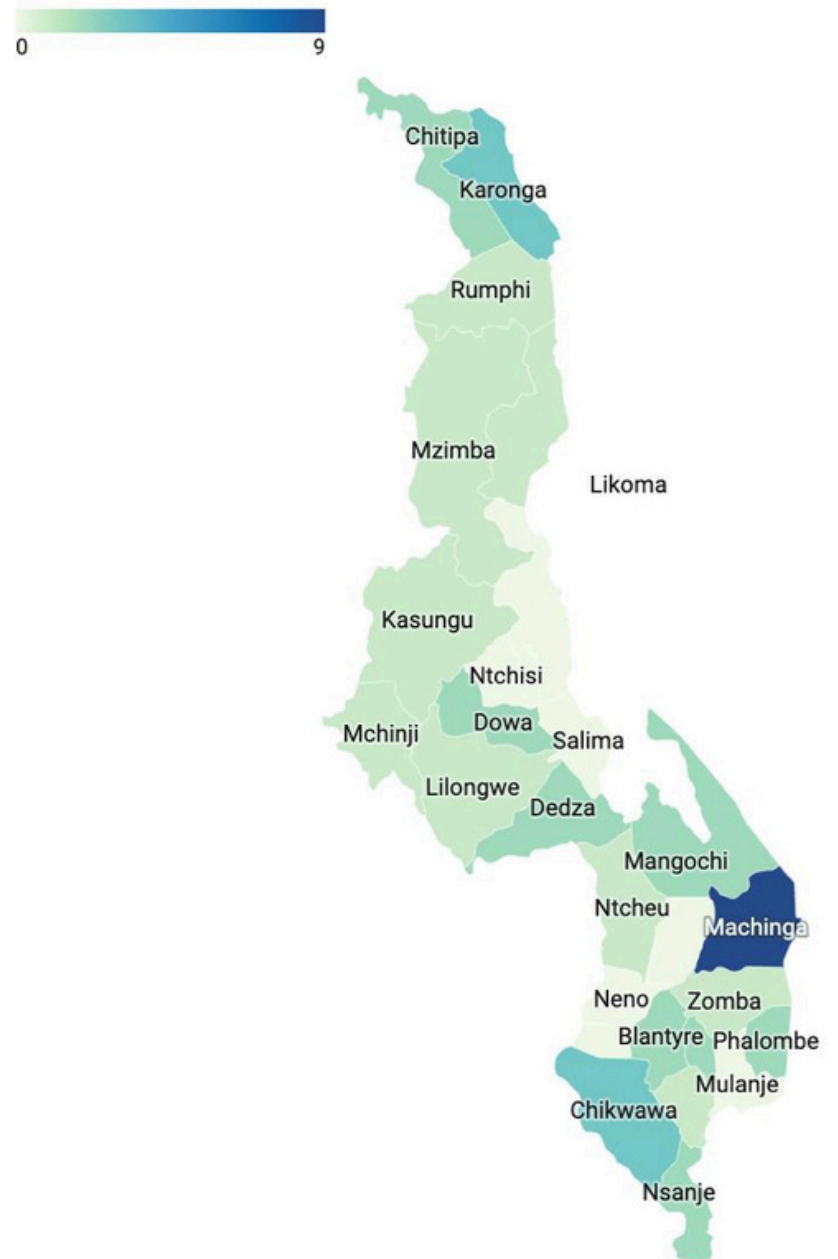
## Malawi

A total of 56 cases were analysed regarding attacks on persons with albinism in Malawi. The male-female victim distribution was 29 male victims and 27 female victims. Of all reported Malawian victims, 49.1% of them were younger than 12 years old at the time of the attacks.

### Number of attacks in Malawi - categorised by type of attack



### Number of attacks per district - Malawi

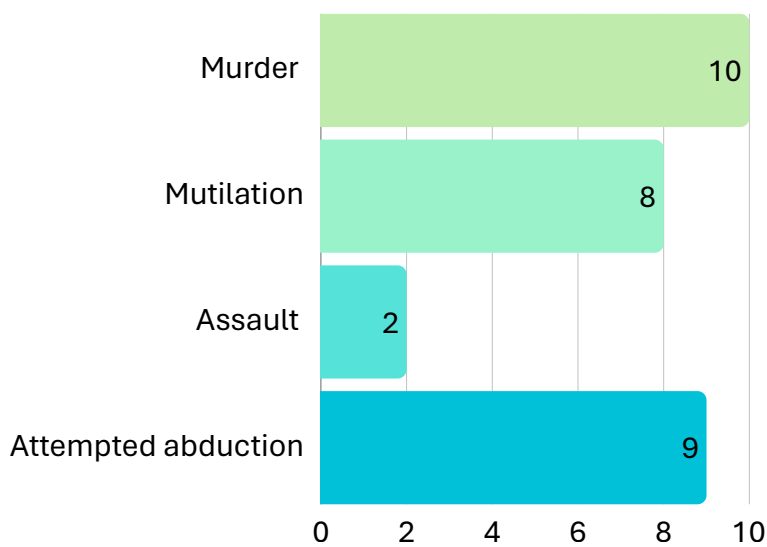


The map on the right shows the geographical dispersion of the attacks which were reported in Malawi (2011- 2024). The darker the colour, the higher the number of attacks which were reported in the district.

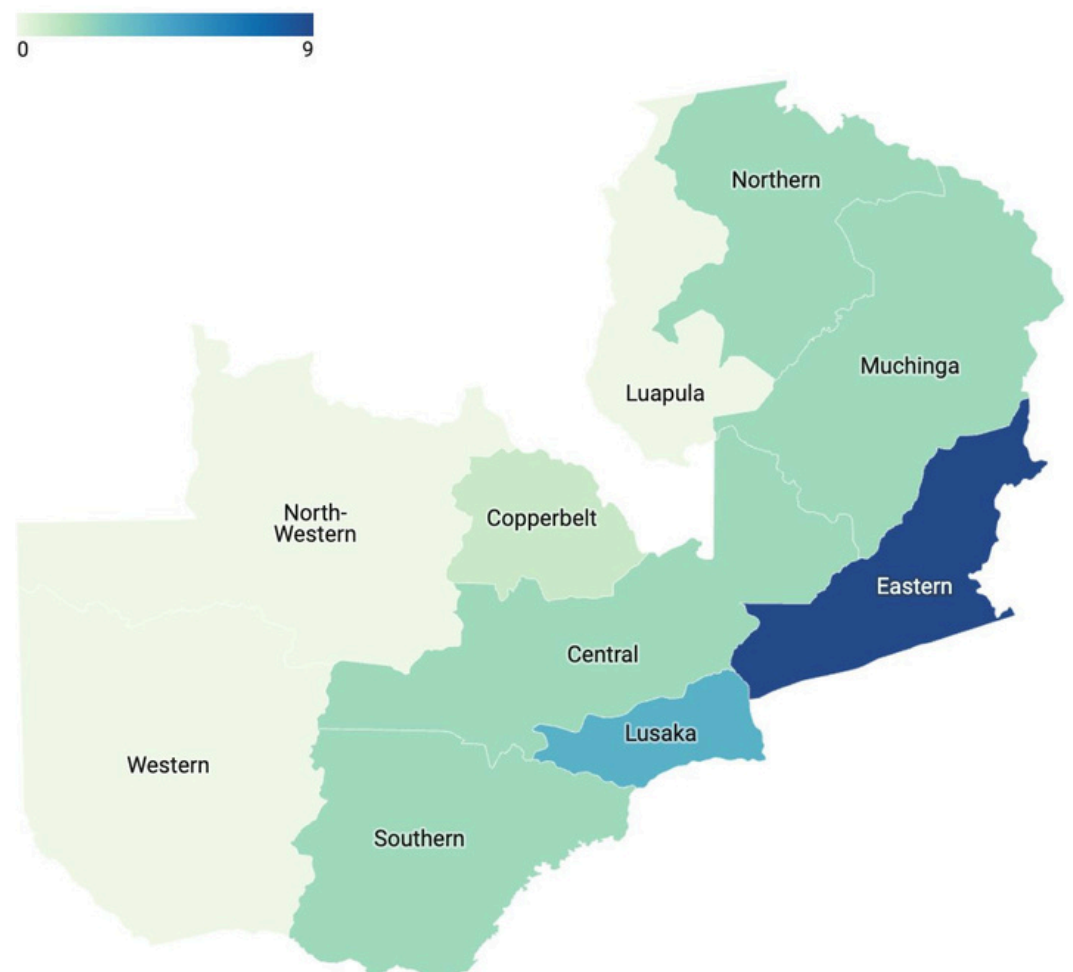
## Zambia

Between the three countries, Zambia had the least amount of cases which could be analysed. There were a total of 29 victims, of which 17 were male and 12 were female. Furthermore 26.9% of these victims were under the age of 12 at the time of the attack and 19.2% were both between 12 and 18 years old and 30 to 40 years old when the attack occurred.

### Number of attacks in Zambia - categorised by type of attack



### Number of attacks per province - Zambia



The map on the right shows the geographical dispersion of the attacks which were reported in Zambia (2011- 2024). The darker the colour, the higher the number of attacks which were reported in the province.